



HOUGH AIRCRAFT PAYMOVER MODEL TD-180

Optional Equipment

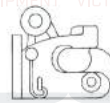
Cab Assembly	Power Steering
Heater, Defroster	Air Conditioning
Wiper Assembly	Overhead Guards
Safety Glass	Engine Block Heater
Side Mounted Mirrors	Spark Arresting Muffler
Interior Rear View Mirror	LPG
Turn Signals	Foam Filled Tires
Passenger Seat	Custom Paint
Safety Shut Down	Weight Kits
Seat Belts	



	RECOMMENDED DBP		OPTIONAL		
	18,000 LB	22,000 LB	30,000 LB	50,000 LB	80,000 LB
DC-9	DIESEL				
737	DIESEL				
727		DIESEL			
757		DIESEL			
767			DIESEL		
DC-8			DIESEL		
707			DIESEL		
A300/310			DIESEL		
DC-10			DIESEL	DIESEL	
L1011			DIESEL	DIESEL	
747				DIESEL	DIESEL



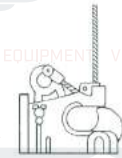
PIN & EYE



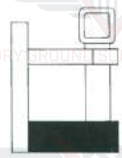
SEMI-AUTOMATIC HOLLAND



JAW TYPE HOLLAND



SEMI-AUTOMATIC W/RELEASE-HOLLAND



PIN & EYE

DRAW BAR PULL

Standard Hitch	Drop Pin
Dry Concrete	18,000lbs. Standard
Optional Weight Kit Package	

BRAKES

Power Hydraulic 4 Wheel (Hydrovac over Master Cylinder)
Parking Brake
Mechanical

ENGINE / Government Rebuilt

Detroit Diesel	Model 3-53N
Maximum Horse Power	100
Number of Cylinders	3

BODY

International Harvester	Welded Construction
-------------------------	---------------------

TRANSMISSION

Factory Allison Rebuilt	Model AT-545
-------------------------	--------------

DIMENSIONS

Overall Length (Excluding Hitch)	178"
Overall Width	96"
Overall Height (Without Cab)	67.5"
Vehicle Weight (No Weight Kit)	25,800lbs

DRIVE AXLES

Front	International Harvester #19879OHI
Rear	International Harvester #173422HI

TIRES

Front	1100x24
Rear	1100x24

STEERING

Saginaw	Power Assist Steering
---------	-----------------------

24 hour turnaround time on most spare components for equipment from major manufacturers
Standard Zero Time Tractor Warranty: 9 Mos. or 900 Hrs.

1-800-323-0558

All Material Offered
Subject to Prior Sale

VICTORY

GROUND SUPPORT EQUIPMENT, INC.



VICTORY GROUND SUPPORT EQUIPMENT
(323) 581-7272 www.victorygse.com